



Iowa Core Summary Report 2013-2014

Grinnell Newburg
(2709)



Iowa Testing Programs

Overview

This summary provides student achievement information for your district on the *Iowa Assessments* for the 2013-2014 school year.

- **Growth** results show progress of students across grades and compares your students with those in your AEA region and state.
- **Proficiency** results show the performance of grade groups and compares your students to the AEA region and state.
- **Iowa Core** results show how your students perform on major domains of the Iowa Core in Reading and Mathematics.

Figure 1
Reading: Average NSS by Grade
Grinnell Newburg: 2013-2014

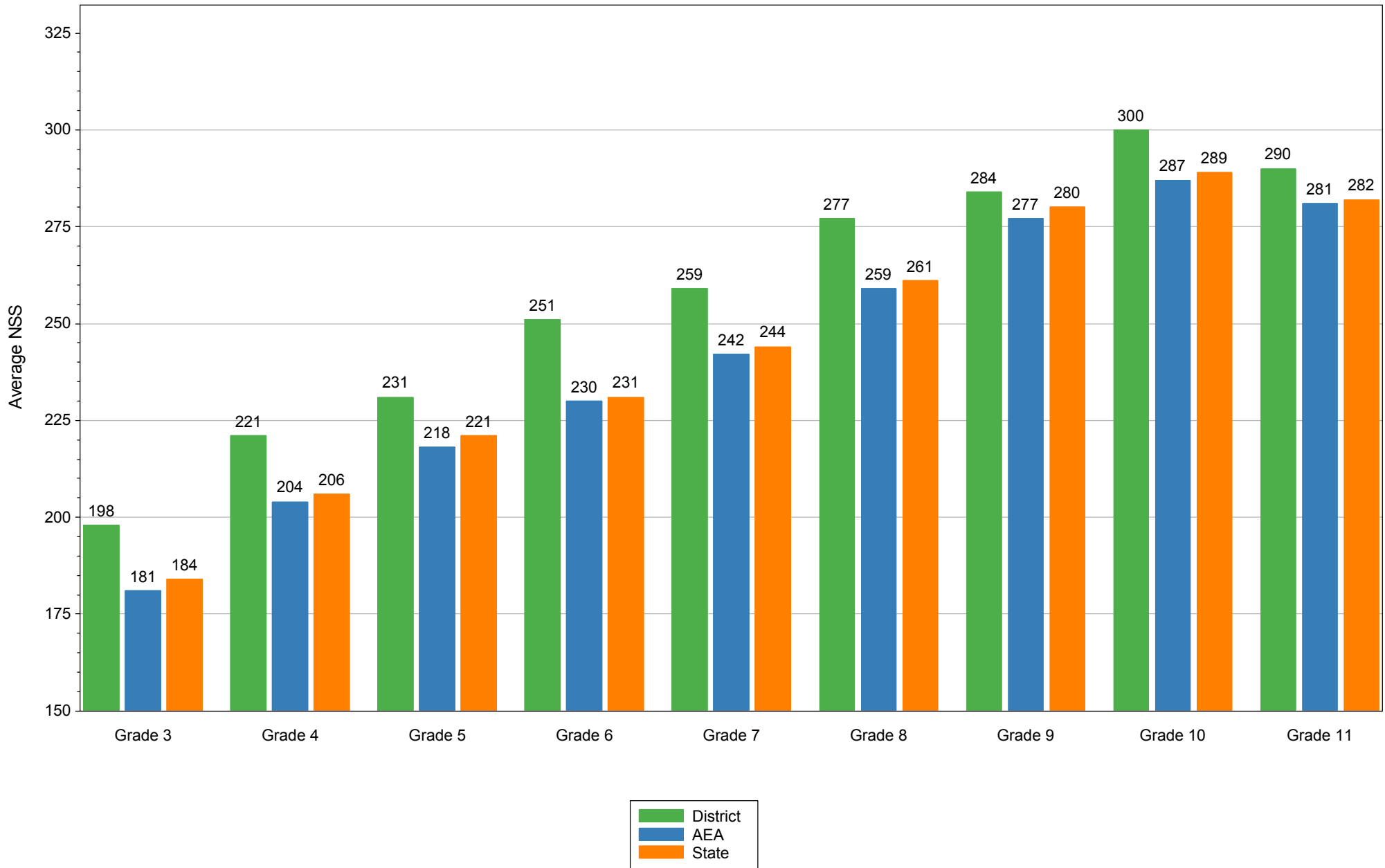


Figure 2
Reading: Percent Proficient by Grade
Grinnell Newburg: 2013-2014

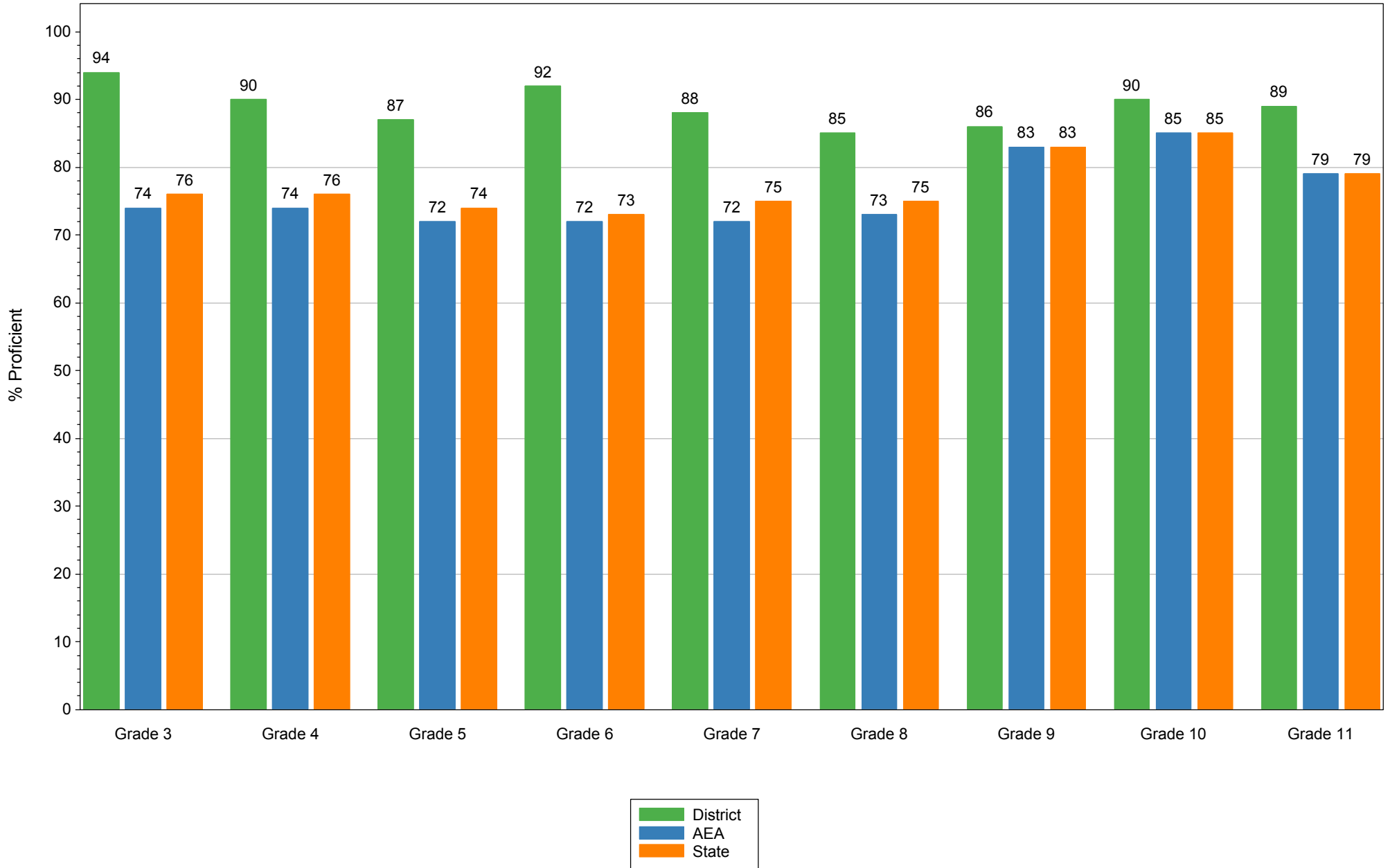


Figure 3
Mathematics: Average NSS by Grade
Grinnell Newburg: 2013-2014

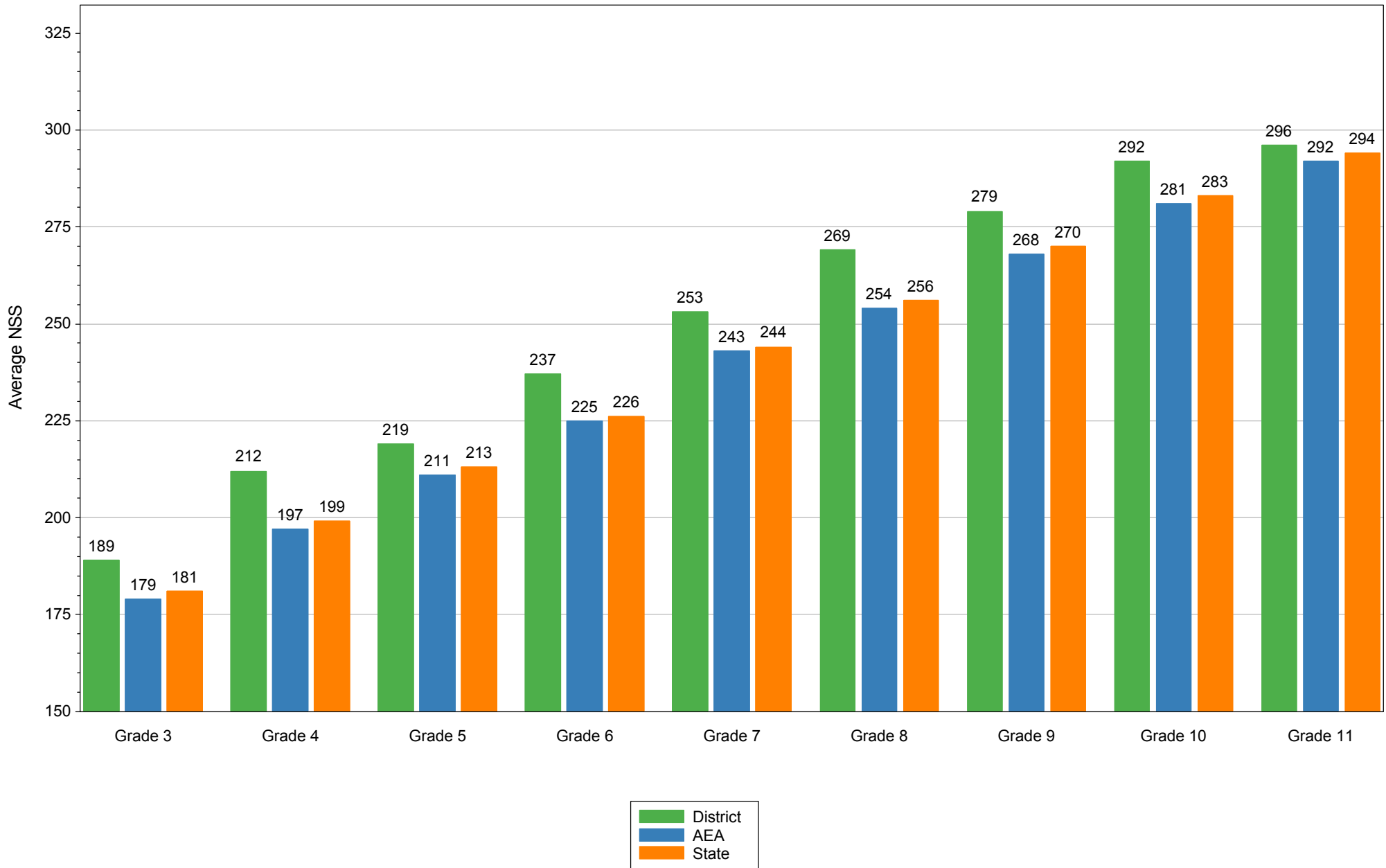


Figure 4
Mathematics: Percent Proficient by Grade
Grinnell Newburg: 2013-2014

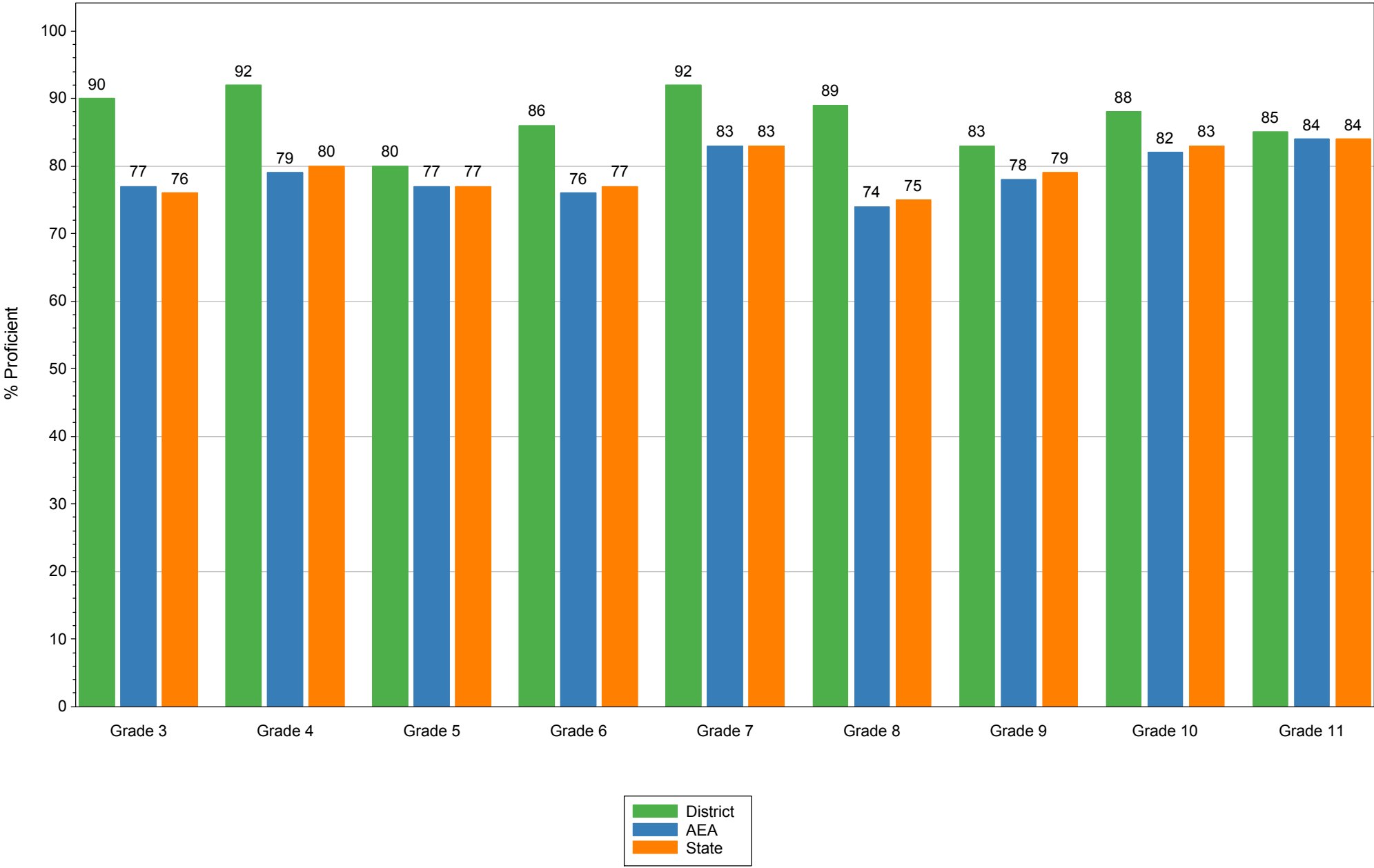


Table 1
Domain Performance in Reading on the Iowa Core: Grades 3-8
Grinnell Newburg: 2013-2014

Iowa Core: Reading									
Grade 3 (n=110)					Grade 4 (n=100)				
<i>Domain</i>	# of <i>Points</i>	<i>Percent Correct</i>			<i>Domain</i>	# of <i>Points</i>	<i>Percent Correct</i>		
		<i>District</i>	<i>AEA</i>	<i>Iowa</i>			<i>District</i>	<i>AEA</i>	<i>Iowa</i>
Key Ideas & Details	28	77%	67%	68%	Key Ideas & Details	26	76%	68%	68%
Craft & Structure	11	73%	59%	60%	Craft & Structure	12	76%	65%	66%
Integration of Knowledge & Ideas	02	82%	69%	71%	Integration of Knowledge & Ideas	04	70%	63%	64%
Total	41				Total	42			
Grade 5 (n=126)					Grade 6 (n=124)				
<i>Domain</i>	# of <i>Points</i>	<i>Percent Correct</i>			<i>Domain</i>	# of <i>Points</i>	<i>Percent Correct</i>		
		<i>District</i>	<i>AEA</i>	<i>Iowa</i>			<i>District</i>	<i>AEA</i>	<i>Iowa</i>
Key Ideas & Details	24	73%	64%	65%	Key Ideas & Details	25	78%	68%	67%
Craft & Structure	15	74%	64%	66%	Craft & Structure	16	78%	68%	68%
Integration of Knowledge & Ideas	04	71%	62%	63%	Integration of Knowledge & Ideas	03	70%	55%	56%
Total	43				Total	44			
Grade 7 (n=131)					Grade 8 (n=141)				
<i>Domain</i>	# of <i>Points</i>	<i>Percent Correct</i>			<i>Domain</i>	# of <i>Points</i>	<i>Percent Correct</i>		
		<i>District</i>	<i>AEA</i>	<i>Iowa</i>			<i>District</i>	<i>AEA</i>	<i>Iowa</i>
Key Ideas & Details	27	73%	64%	66%	Key Ideas & Details	27	76%	68%	69%
Craft & Structure	14	72%	64%	66%	Craft & Structure	15	73%	65%	67%
Integration of Knowledge & Ideas	04	68%	56%	58%	Integration of Knowledge & Ideas	04	78%	71%	72%
Total	45				Total	46			

Table 2
Domain Performance in Reading on the Iowa Core: Grades 9-11
Grinnell Newburg: 2013-2014

Iowa Core: Reading									
Grade 9 (n=112)					Grade 10 (n=117)				
<i>Domain</i>	<i># of Points</i>	<i>Percent Correct</i>			<i>Domain</i>	<i># of Points</i>	<i>Percent Correct</i>		
		<i>District</i>	<i>AEA</i>	<i>Iowa</i>			<i>District</i>	<i>AEA</i>	<i>Iowa</i>
Key Ideas & Details	21	70%	65%	67%	Key Ideas & Details	23	70%	62%	63%
Craft & Structure	16	66%	65%	66%	Craft & Structure	13	75%	67%	69%
Integration of Knowledge & Ideas	03	66%	63%	65%	Integration of Knowledge & Ideas	04	70%	69%	71%
Total	40				Total	40			

Grade 11 (n=122)				
<i>Domain</i>	<i># of Points</i>	<i>Percent Correct</i>		
		<i>District</i>	<i>AEA</i>	<i>Iowa</i>
Key Ideas & Details	24	67%	62%	62%
Craft & Structure	12	71%	67%	67%
Integration of Knowledge & Ideas	04	63%	57%	58%
Total	40			

Table 3
Domain Performance in Mathematics on the Iowa Core: Grades 3-8
Grinnell Newburg: 2013-2014

Iowa Core: Mathematics									
Grade 3 (n=110)					Grade 4 (n=100)				
<i>Domain</i>	# of <i>Points</i>	<i>Percent Correct</i>			<i>Domain</i>	# of <i>Points</i>	<i>Percent Correct</i>		
		<i>District</i>	<i>AEA</i>	<i>Iowa</i>			<i>District</i>	<i>AEA</i>	<i>Iowa</i>
Operations & Algebraic Thinking	14	73%	66%	64%	Operations & Algebraic Thinking	17	78%	68%	69%
Number & Operations in Base 10	06	65%	61%	59%	Number & Operations in Base 10	08	75%	65%	65%
Number & Operations - Fractions	02	77%	71%	69%	Number & Operations - Fractions	02	64%	61%	62%
Measurement & Data	22	71%	67%	64%	Measurement & Data	22	76%	69%	70%
Geometry	06	71%	59%	56%	Geometry	06	65%	55%	56%
Total	50				Total	55			
Grade 5 (n=126)					Grade 6 (n=124)				
<i>Domain</i>	# of <i>Points</i>	<i>Percent Correct</i>			<i>Domain</i>	# of <i>Points</i>	<i>Percent Correct</i>		
		<i>District</i>	<i>AEA</i>	<i>Iowa</i>			<i>District</i>	<i>AEA</i>	<i>Iowa</i>
Operations & Algebraic Thinking	15	70%	65%	66%	Ratios & Proportional Relationships	05	56%	49%	50%
Number & Operations in Base 10	11	68%	60%	61%	The Number System	19	66%	60%	61%
Number & Operations - Fractions	02	52%	53%	56%	Expressions & Equations	09	72%	63%	63%
Measurement & Data	23	72%	69%	69%	Geometry	14	61%	58%	58%
Geometry	09	55%	58%	57%	Statistics & Probability	09	72%	62%	62%
					Mathematical Practice, Measurement	09	72%	70%	70%
Total	60				Total	65			
Grade 7 (n=131)					Grade 8 (n=141)				
<i>Domain</i>	# of <i>Points</i>	<i>Percent Correct</i>			<i>Domain</i>	# of <i>Points</i>	<i>Percent Correct</i>		
		<i>District</i>	<i>AEA</i>	<i>Iowa</i>			<i>District</i>	<i>AEA</i>	<i>Iowa</i>
Ratios & Proportional Relationships	09	67%	62%	62%	The Number System	16	68%	60%	61%
The Number System	17	67%	62%	62%	Expressions & Equations	20	69%	61%	62%
Expressions & Equations	10	68%	61%	62%	Functions	02	48%	49%	50%
Geometry	15	57%	52%	52%	Geometry	17	60%	50%	51%
Statistics & Probability	10	58%	50%	50%	Statistics & Probability	12	69%	62%	63%
Mathematical Practice, Measurement	09	73%	70%	70%	Mathematical Practice, Measurement	08	57%	53%	55%
Total	70				Total	75			

Table 4
Domain Performance in Mathematics on the Iowa Core: Grades 9-11
Grinnell Newburg: 2013-2014

Iowa Core: Mathematics									
Grade 9 (n=110)					Grade 10 (n=117)				
<i>Domain</i>	<i># of Points</i>	<i>Percent Correct</i>			<i>Domain</i>	<i># of Points</i>	<i>Percent Correct</i>		
		<i>District</i>	<i>AEA</i>	<i>Iowa</i>			<i>District</i>	<i>AEA</i>	<i>Iowa</i>
Number & Quantity	17	55%	49%	50%	Number & Quantity	14	57%	51%	52%
Algebra	07	51%	46%	48%	Algebra	09	56%	51%	53%
Functions	02	62%	55%	56%	Functions	02	55%	50%	51%
Geometry	08	57%	50%	50%	Geometry	08	60%	51%	52%
Statistics & Probability	06	56%	53%	54%	Statistics & Probability	07	61%	56%	56%
Total	40				Total	40			

Grade 11 (n=122)				
<i>Domain</i>	<i># of Points</i>	<i>Percent Correct</i>		
		<i>District</i>	<i>AEA</i>	<i>Iowa</i>
Number & Quantity	12	54%	51%	52%
Algebra	10	56%	53%	55%
Functions	02	51%	39%	43%
Geometry	08	49%	46%	47%
Statistics & Probability	08	61%	59%	59%
Total	40			